

BRITISH CARRIAGEDRIVING



BC Dressage Test Pre-Novice (2019)

This document contains:

Cover page

Dressage test sheet

Test movement diagram from C (2 pages)

Test movement diagram from A (2 pages)

**PLEASE CONSIDER THE ENVIRONMENT
ONLY PRINT THE PAGES YOU ACTUALLY NEED**

This Dressage Test is Copyright © British Carriage Driving

This test and its associated diagrams is for personal use by British Carriagedriving members.
It may not be copied, reproduced or sold in any form without permission from
British Carriage Driving.

Please contact email@britishcarriagedriving.co.uk or telephone 07494 876 814

The scale of Marks is as follows:			
10 Excellent	4 Insufficient		
9 Very good	3 Fairly bad		
8 Good	2 Bad		
7 Fairly good	1 Very bad		
6 Satisfactory	0 Not performed		
5 Sufficient			

BRITISH CARRIAGEDRIVING DRESSAGE TEST PRE-NOVICE (2019)

Arena: 80m x 40m Scheduling interval: 10 minutes

Errors of Course, Disobedience and Dismounting of Grooms are penalised as follows:	
1st incident -	5 penalty points
2nd incident -	10 penalty points
3rd incident -	Elimination

COMPETITOR NUMBER

MOVEMENT		TO BE JUDGED	MARK	REMARKS
1.	A DX CH Enter at Walk. Working Trot.	Driving in on a straight line. Transition to Working Trot, Rhythm, Bending.		
2.	HXF FAK Change Rein and show a few lengthened strides over X Working Trot.	Impulsion, Regularity, Balance, Transition.		
3.	K KE Circle right 20m diameter. Working Trot.	Accuracy, Rhythm, Balance, Bending.		
4.	EX XB Half circle right 20 m diameter. Half circle left 20m diameter.	Impulsion, Rhythm, accuracy of figure, bending.		
5.	BM M Working Trot. Circle left 20. diameter.	Accuracy, Rhythm, Balance, Bending.		
6.	MCS Working Trot.	Impulsion, Rhythm, Bending.		
7.	SF Walk.	Relaxation, Freedom, Regularity.		
8.	FA AC Working Trot. 3 Loop Serpentine.	Rhythm, Bend.		
9.	CM MK Working Trot. Change the Rein showing a few lengthened strides over X.	Impulsion, Regularity. Balance, Transitions.		
10.	KDX Working Trot.	Straightness, Rhythm.		
11.	X Halt 8 seconds.	Transition to Halt, Immobility.		
12.	X XG G Rein Back 3 to 4 steps. Walk. Halt and Salute. Leave Arena at Working Trot.	Transition to Rein Back, Obedience, Transition to Walk. Immobility at G.		
13.	Athlete	Use of aids, handling of reins and whip, position on the box, accuracy of figures and transitions. The mark must reflect the consistent level of accuracy and quality of transitions.		
14.	General impression and presentation	Appearance of athlete and grooms, correctness, cleanliness of harness and harmonizing with carriage. Fitness, matching and condition of horse(s), balanced picture of the complete turnout. Harmony between horse(s) and athlete.		

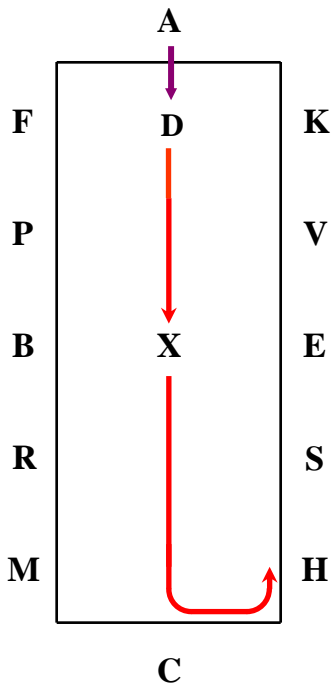
Maximum marks: 140 Co-efficient = 1.14 TOTAL

Errors of Course, Disobedience and Dismounting of Grooms
To be marked on the President of the Jury's sheet only

Signature of Judge at **TOTAL**

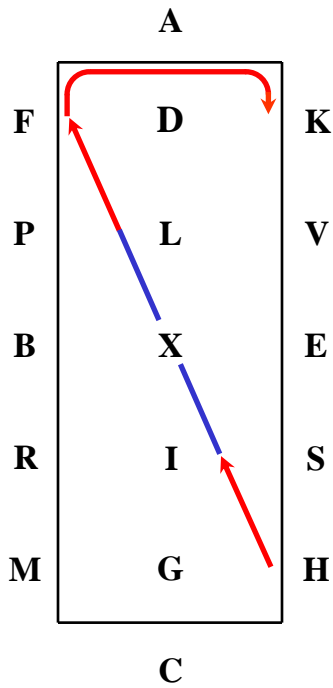
.....
Signature of President of Jury

1



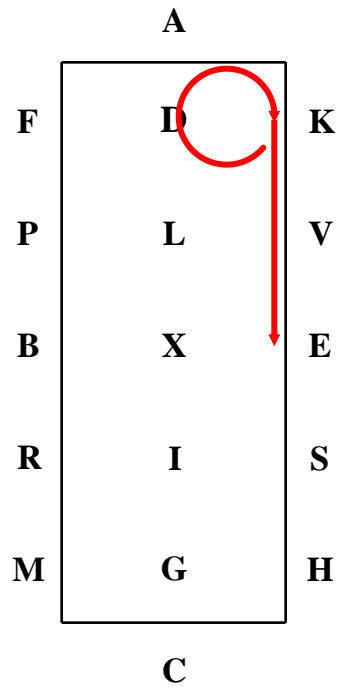
A Enter at Walk
DX ... Working Trot.
CH

2



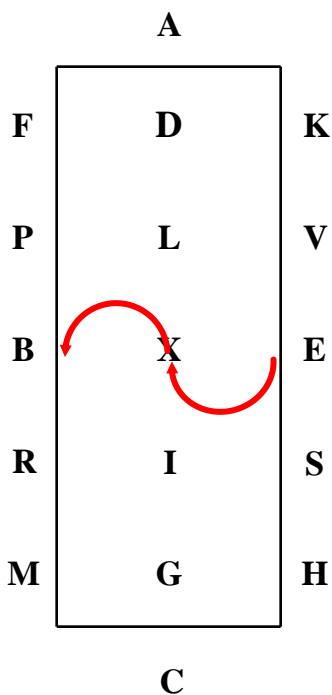
HXF Change rein and show
a few lengthened strides
over X.
FAK..... Working Trot.

3



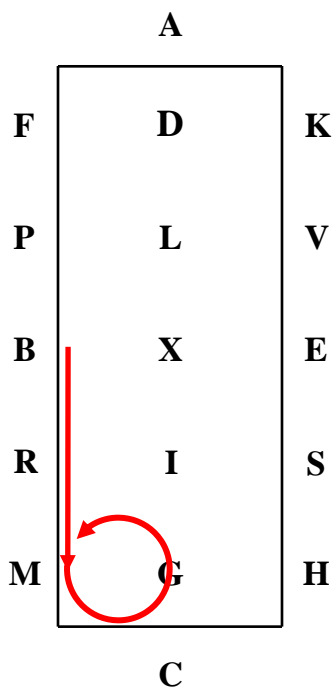
K Circle right 20m diameter.
KE..... Working Trot.

4



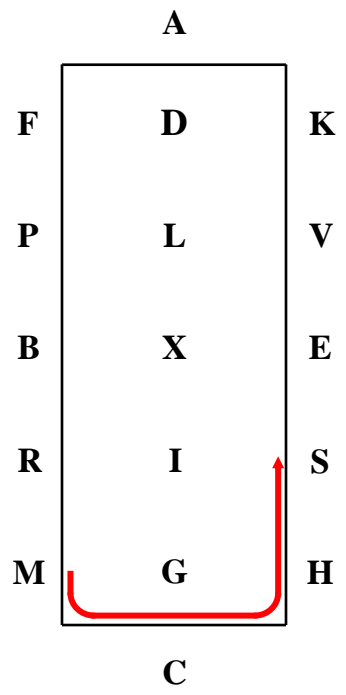
EX ... Half circle right 20m
diameter.
XB ... Half circle left 20 m
diameter

5

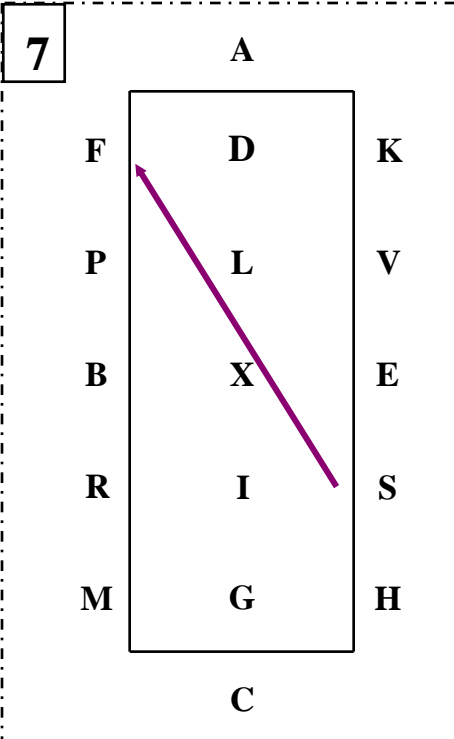


BM ... Working Trot.
M Circle left 20m diameter.

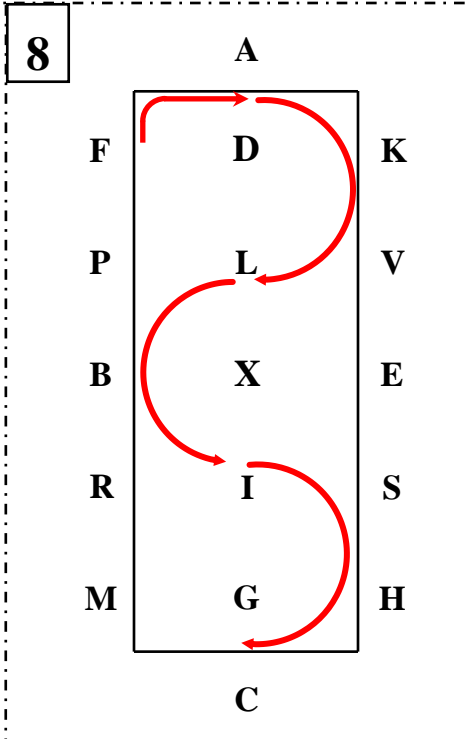
6



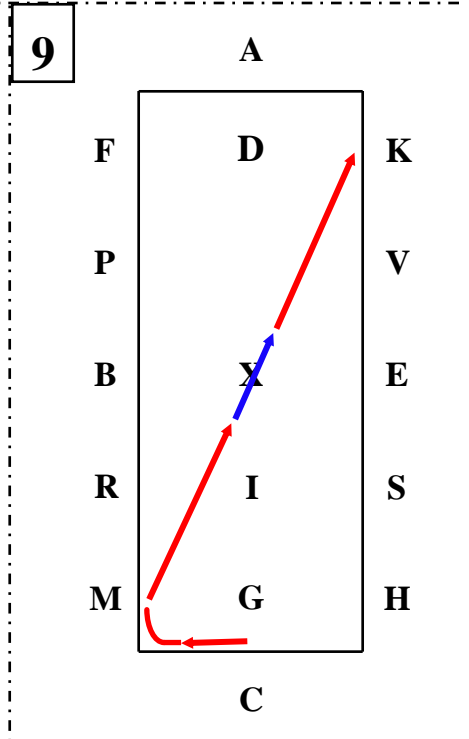
MCS Working Trot.



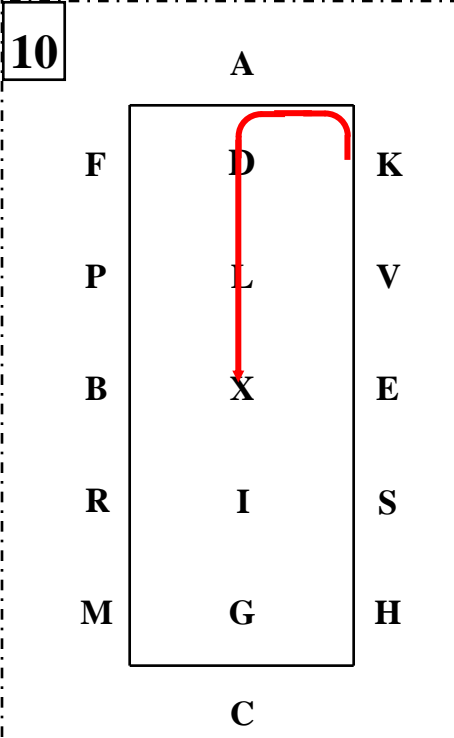
SF Walk.



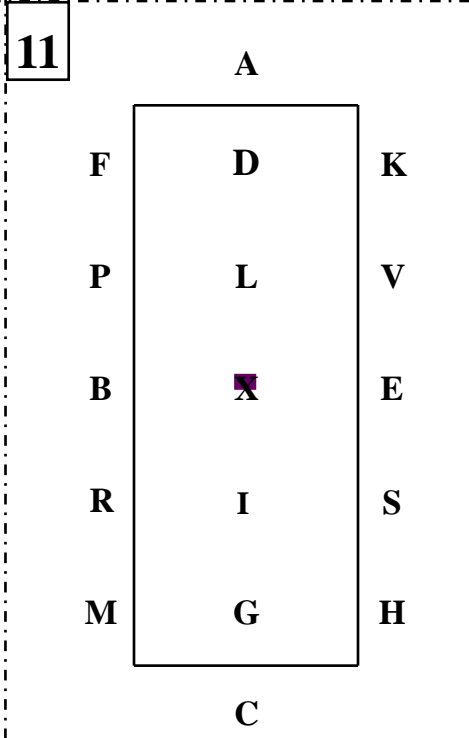
FA Working Trot.
AC...3 Loop Serpentine



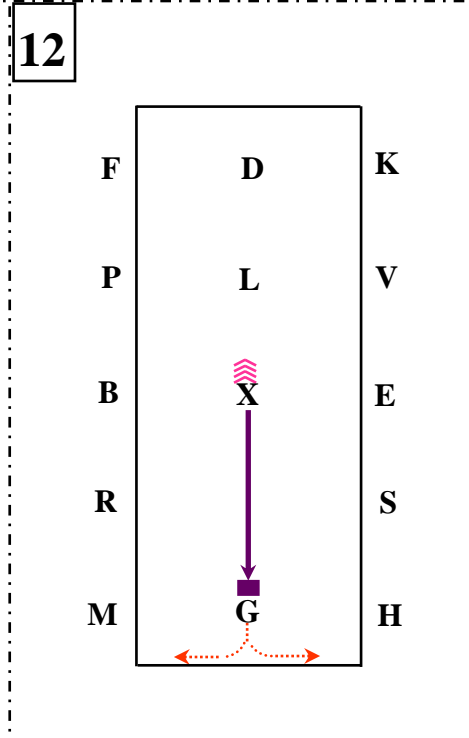
CM ... Working Trot.
MK.....Change the Rein showing a few lengthened strides over X.



KDX Working Trot.



X....Halt 8 seconds.

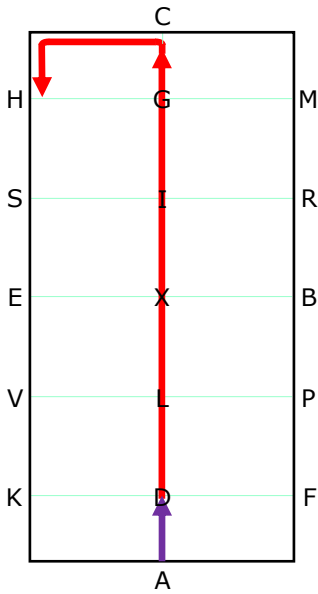


X Rein Back 3 – 4 Steps.
XG ... Walk.
G.....Halt and Salute.
Leave arena at Working Trot.

Colour Code

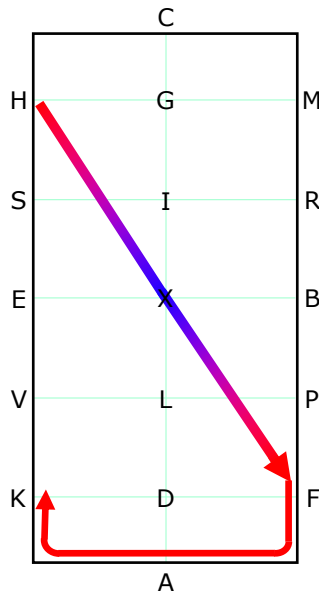
- HALT OR REIN BACK
- COLLECTED TROT
- WORKING TROT
- EXTENDED TROT
- REIN BACK

1



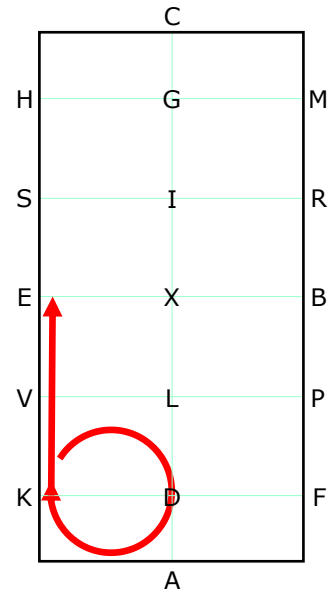
A Enter at Walk
DX Working trot
CH

2



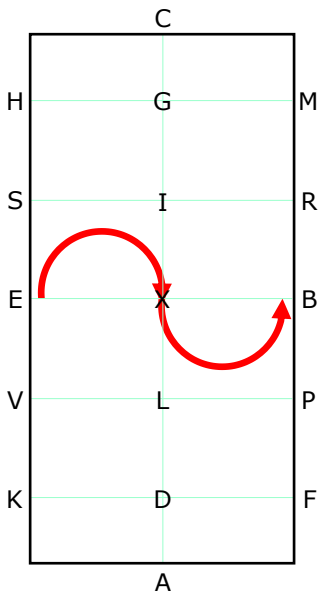
HXF Change rein and show a few lengthened strides over X
FAK Working trot

3



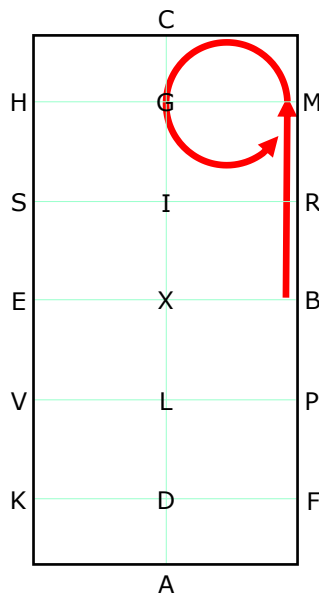
K Circle right 20m diameter
KE Working trot

4



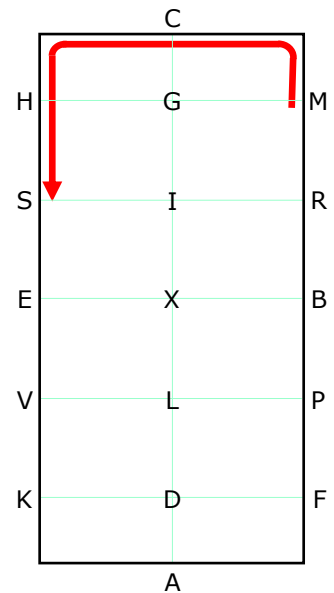
EX Half circle right 20m diameter
XB Half circle left 20m diameter

5



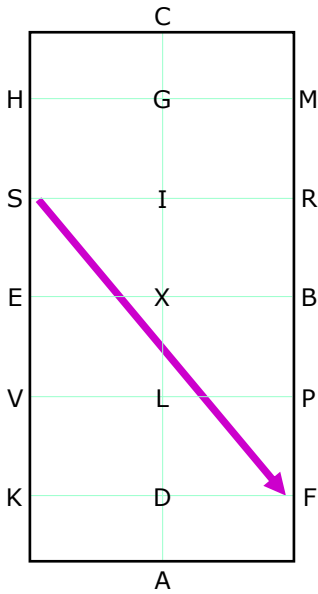
BM Working trot
M Circle left 20m diameter

6



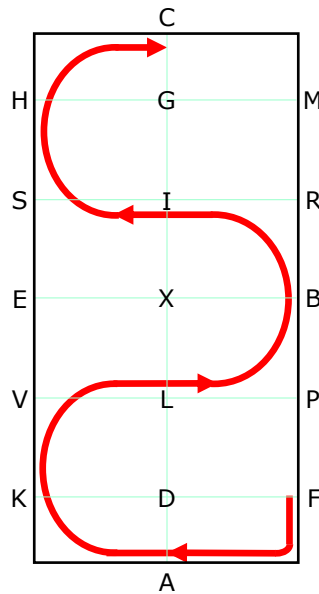
MCS Working trot

7



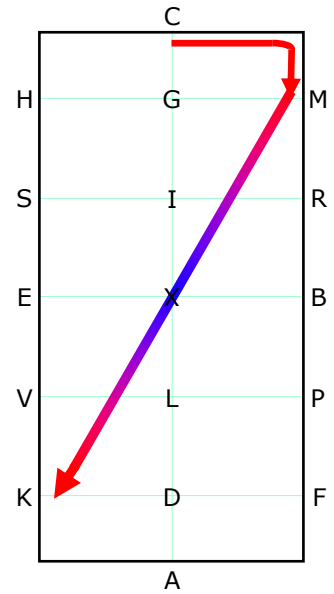
SF Walk

8



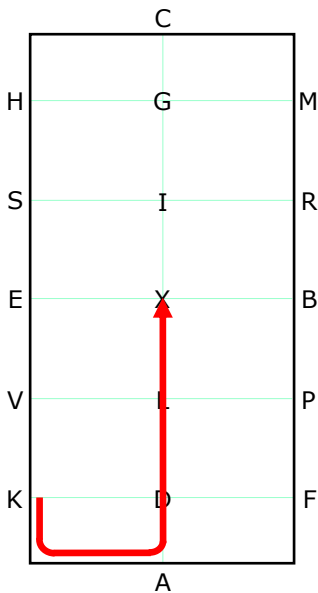
FA Working trot
AC 3 loop serpentine

9



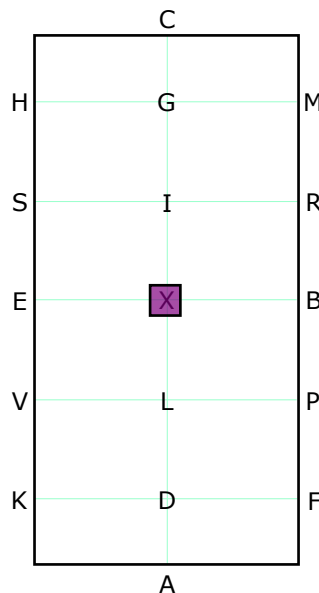
CM Working trot
MK Change the rein, showing a few lengthened strides over X

10



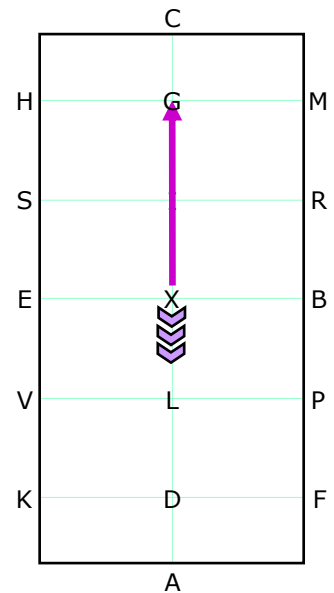
KDX Working trot

11



X Halt 8 seconds

12



X Rein back 3-4 steps
XG Walk
G Halt and salute
Leave the arena at working trot