

# British Horse Driving Trials Association



## **Novice Dressage test 100 (2011)**

## **Novice Dressage test 80 (2011)**

This document contains:

Dressage test sheet (applicable for Test 100 and Test 80)

Test 80 movement diagram from C (2 pages)

Test 100 movement diagram from C (2 pages)

Test 80 movement diagram from A (2 pages)

Test 100 movement diagram from A (2 pages)

The dressage test sheet is identical for both Test 100 and Test 80.

The diagrams vary slightly because of the different proportions of the arenas.

***This Dressage Test is Copyright © BHDTA***

This test and its associated diagrams is for personal use by BHDTA members. It may not be copied, reproduced or sold in any form without permission from the British Horse Driving Trials Association Ltd.

Please contact [bhdta@horsedrivingtrials.co.uk](mailto:bhdta@horsedrivingtrials.co.uk) or telephone +44 (0)845 643 2116

---

<b>The scale of Marks is as follows:</b>	
10 Excellent	4 Insufficient
9 Very good	3 Fairly bad
8 Good	2 Bad
7 Fairly good	1 Very bad
6 Satisfactory	0 Not performed
5 Sufficient	

## BHDTA DRESSAGE TEST NOVICE 80/100 (2011)

Arena size: 100x40m and 80x40m

Scheduling interval: 10 minutes

<b>Penalties:</b>
Errors of Course, Disobedience and Dismounting of Grooms are penalised as follows:
1st incident - 5 penalty points
2nd incident - 10 penalty points
3rd incident - Elimination

**COMPETITOR NUMBER** .....

MOVEMENT		TO BE JUDGED	MARK	REMARKS
1	<b>A</b> <b>X</b> <b>G</b>	Enter at Working Trot Halt Salute Proceed at Working Trot		
2	<b>GCMR</b> <b>RXV</b> <b>VK</b>	Working Trot Progressive transition to Extended Trot Working Trot		
3	<b>KADX</b> <b>X</b>	Working Trot Circle left 20m diameter		
4	<b>X</b> <b>XIG</b>	Working Trot. Circle right 20m diameter Working Trot		
5	<b>GCHS</b> <b>SXP</b> <b>PF</b>	Working Trot Progressive transition to Extended Trot Working Trot		
6	<b>FAK</b>	Walk		
7	<b>KV</b> <b>VES</b> <b>S</b>	Working Trot Working Trot. Reins in one hand Reins at will		
8	<b>SHC</b> <b>C</b> <b>CMR</b>	Working Trot 20m circle right in Collected Trot Working Trot		
9	<b>RXV</b>	Walk		
10	<b>VKA</b> <b>A</b> <b>AF</b>	Working Trot 20m circle left in Collected Trot Working Trot		
11	<b>FP</b> <b>PBR</b> <b>R</b>	Working Trot Working Trot. Reins in one hand. Reins at will.		
12	<b>RMC</b> <b>HSEX</b>	Working Trot		
13	<b>X</b>	Halt 8 seconds, followed by Rein Back 4 steps		
14	<b>XBP</b> <b>FAD</b>	Working Trot		
15	<b>DXG</b> <b>G</b>	Progressive transition to Extended Trot Progressive transition to Halt. Salute. Leave arena at working trot		
16		Paces		
17		Impulsion		
18		Obedience, lightness		
19		Driver		

Maximum Points: 190

Coefficient = 0.84

TOTAL

Errors of Course, Disobedience and Dismounting of Grooms  
To be marked on the President of the Jury's sheet only

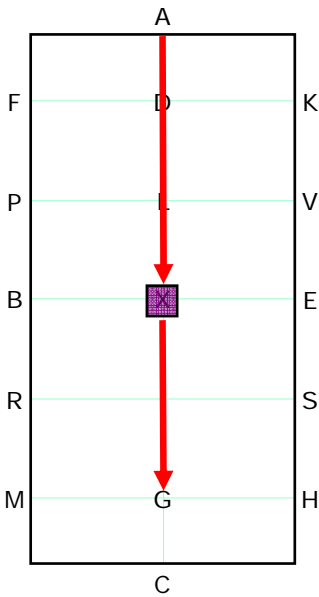
Signature of Judge .....

TOTAL

Signature of President of Jury

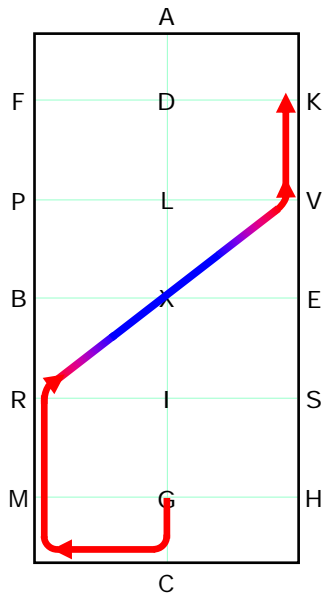


1



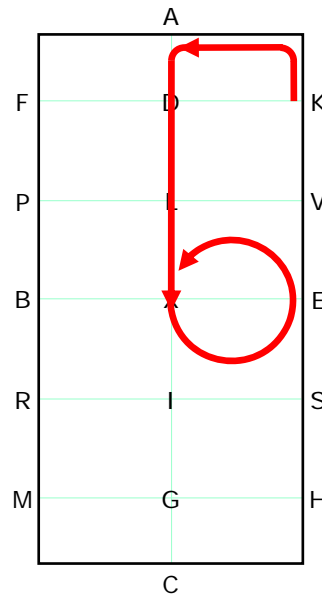
A Enter at working trot  
X Halt. Salute.  
XG Proceed at working trot

2



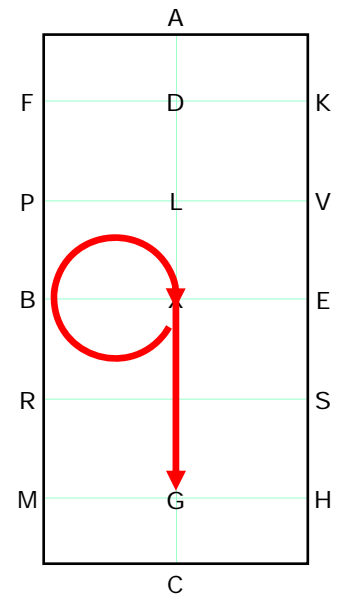
GCMR Working trot  
RXV Progressive transition to extended trot  
VK Working trot

3



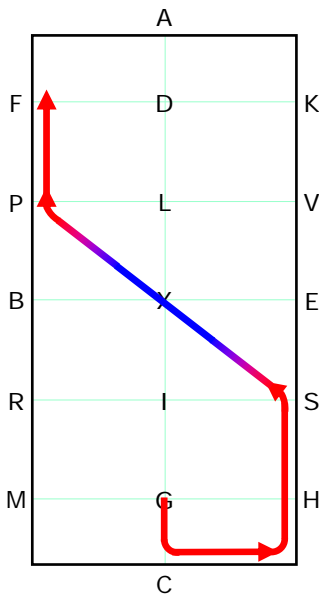
KADX Working trot  
X Circle left 20m diameter

4



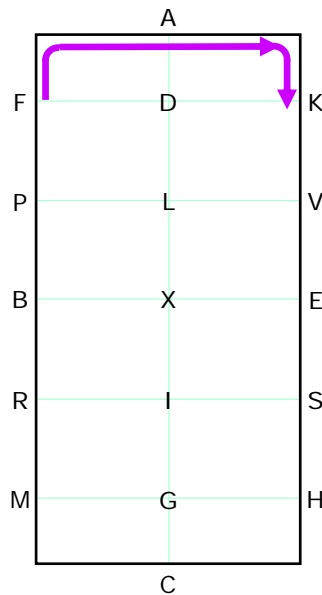
X Working trot  
Circle right 20m diameter  
XIG Working trot

5



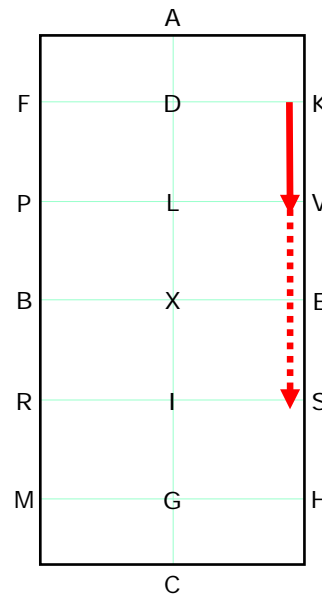
GCHS Working trot  
SXP Progressive transition to extended trot  
PF Working trot

6



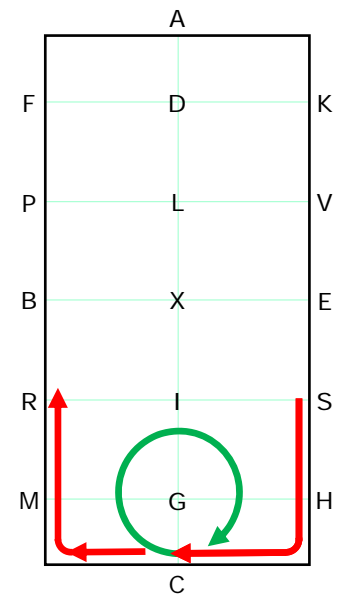
FAK Walk

7



KV Working trot  
VES Reins in one hand  
S Reins at will

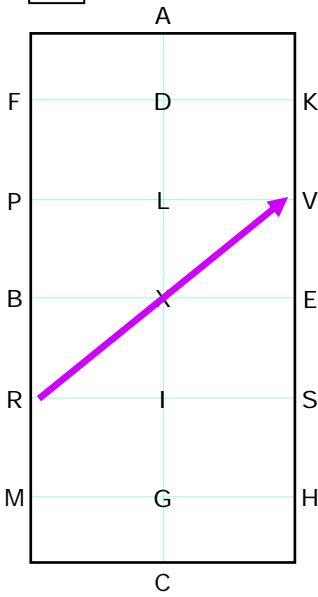
8



SHC Working trot  
C 20m circle right collected trot  
CMR Working trot

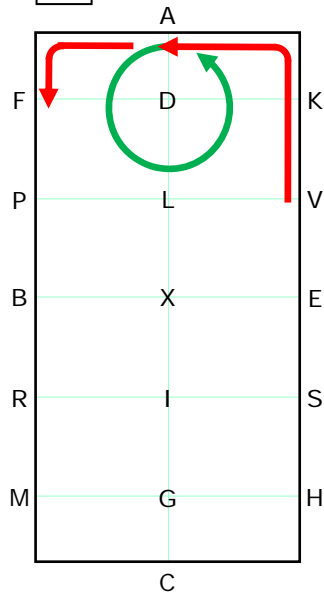


9



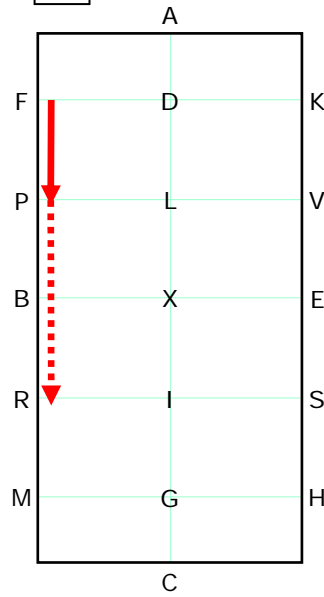
RXV Walk

10



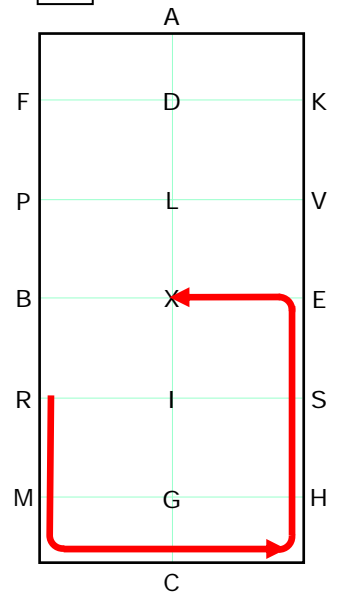
VKA Working trot  
A 20m circle left  
Collected trot  
AF Working trot

11



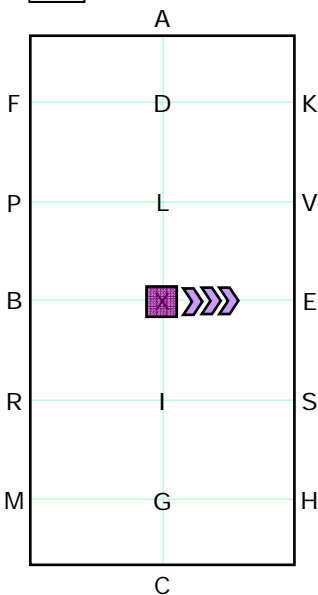
FP Working trot  
PBR Reins in one hand  
R Reins at will

12



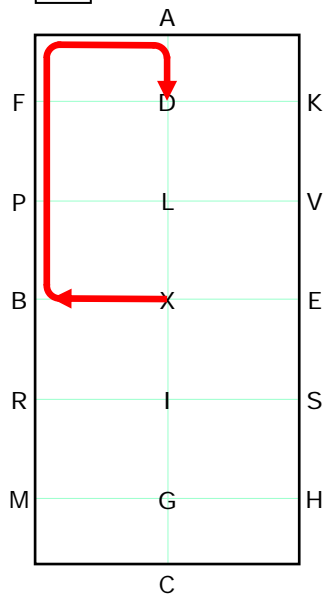
RMC Working trot  
HSEX

13



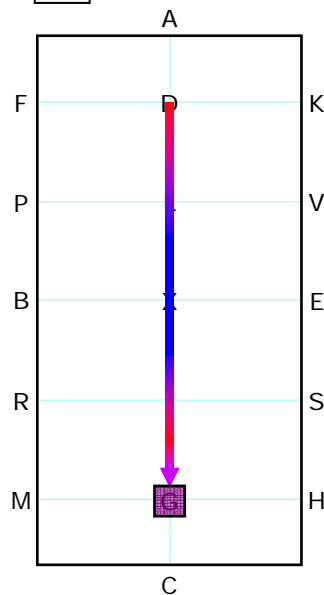
X Halt 8 seconds  
Rein back 4 steps

14



XBP Working trot  
FAD

15



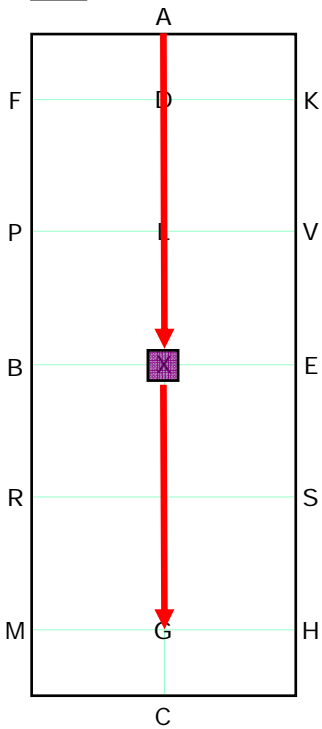
DXG Progressive transition to extended trot  
G Progressive transition to halt. Salute.

COLOUR CODE

- WALK
- COLLECTED TROT
- WORKING TROT
- EXTENDED TROT
- ONE HANDED
- HALT
- REIN BACK

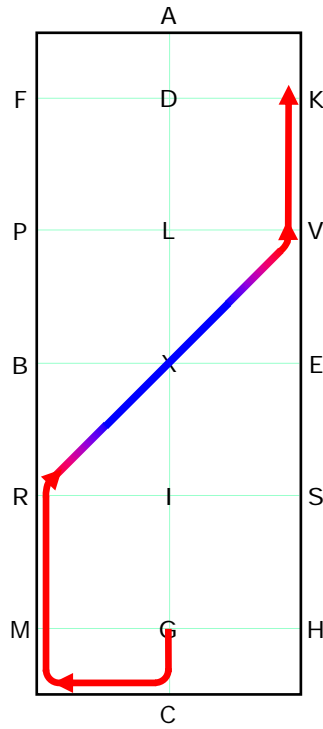


1



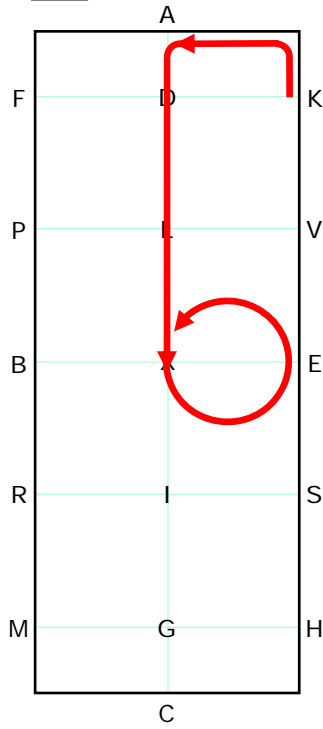
A Enter at working trot  
 X Halt. Salute.  
 Proceed at working trot  
 G

2



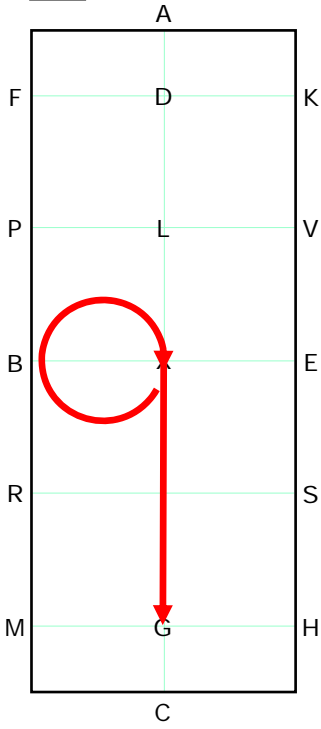
GCMR Working trot  
 RXV Progressive transition to extended trot  
 VK Working trot

3



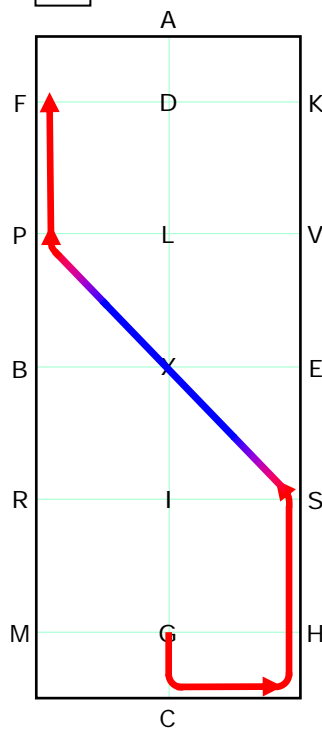
KADX Working trot  
 X Circle left 20m diameter

4



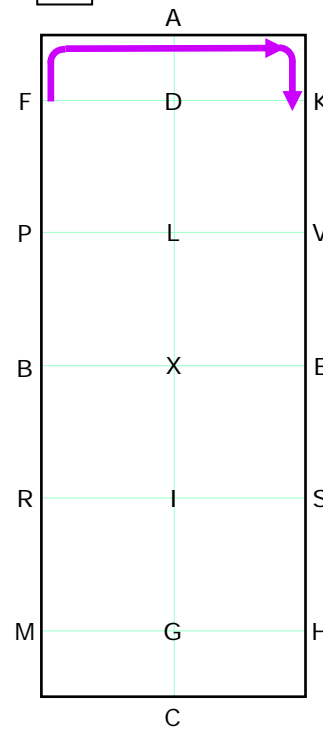
X Working trot  
 Circle right 20m diameter  
 XIG Working trot

5



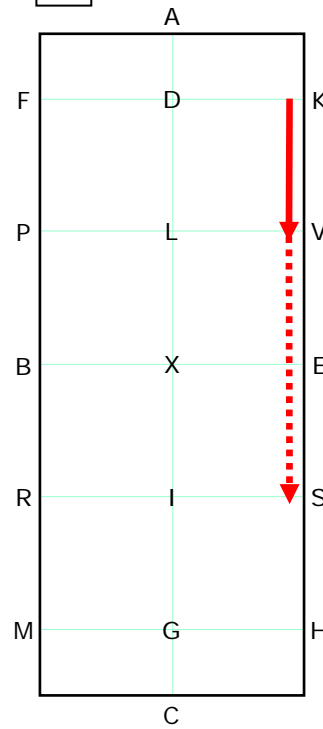
GCHS Working trot  
 SXP Progressive transition to extended trot  
 PF Working trot

6



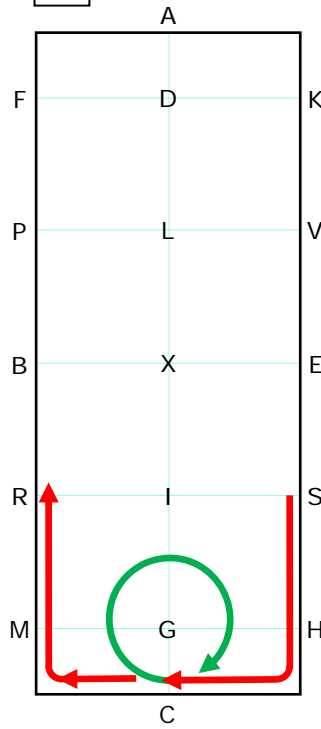
FAK Walk

7

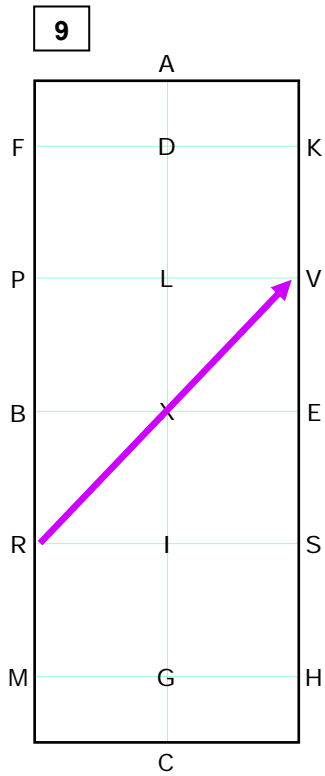


KV Working trot  
 VES Reins in one hand  
 S Reins at will

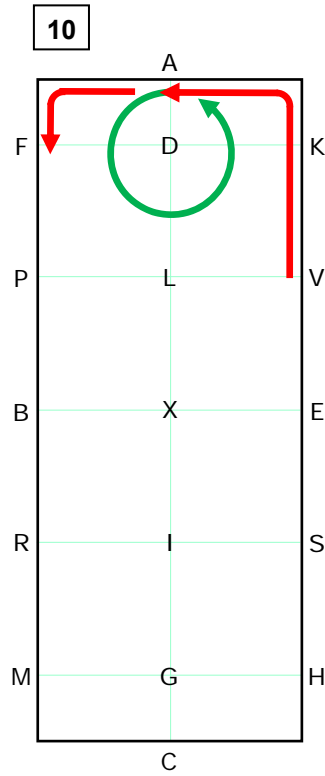
8



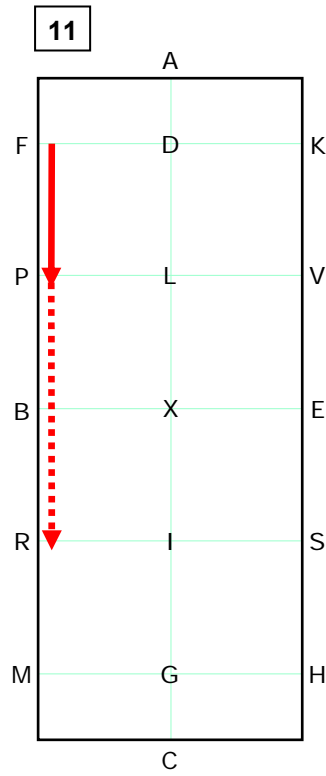
SHC Working trot  
 C 20m circle right collected trot  
 CMR Working trot



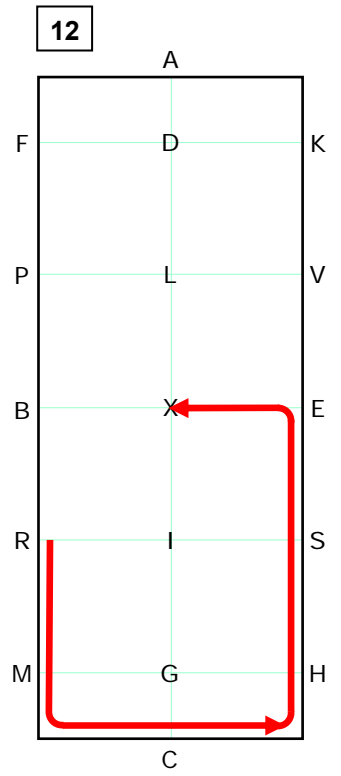
RXV Walk



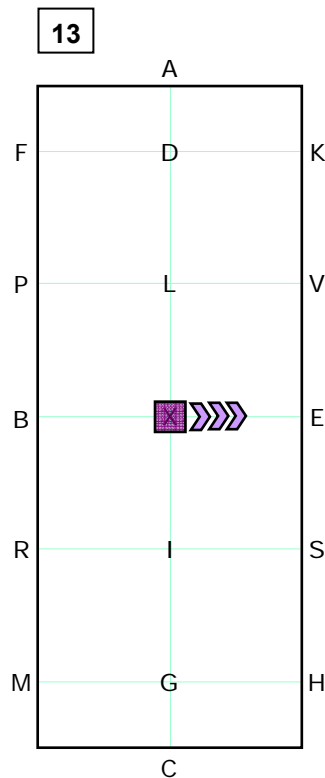
VKA Working trot  
 A 20m circle left  
 Collected trot  
 AF Working trot



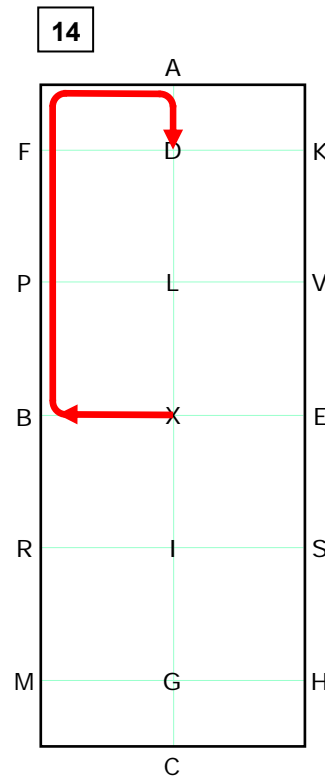
FP Working trot  
 PBR Reins in one hand  
 R Reins at will



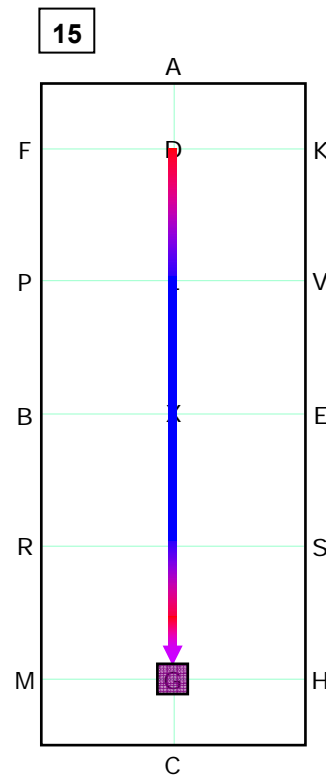
RMC Working trot  
 HSEX Working trot



X Halt 8 seconds  
 Rein back 4 steps



XBP Working trot  
 FAD Working trot



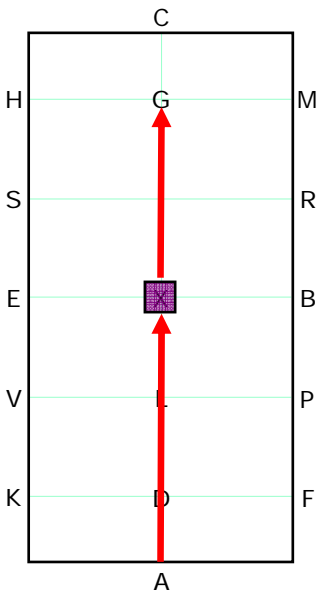
DXG Progressive transition to extended trot  
 G Progressive transition to halt.

**COLOUR CODE**

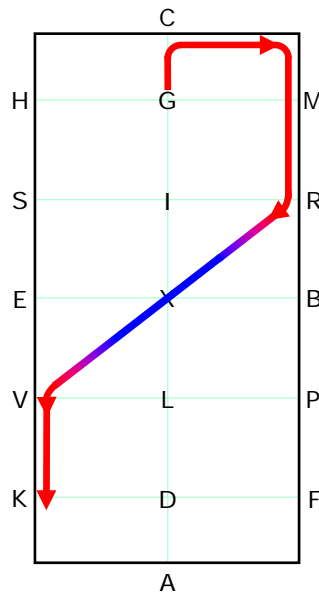
- WALK
- COLLECTED TROT
- WORKING TROT
- EXTENDED TROT
- ONE HANDED
- HALT
- REIN BACK



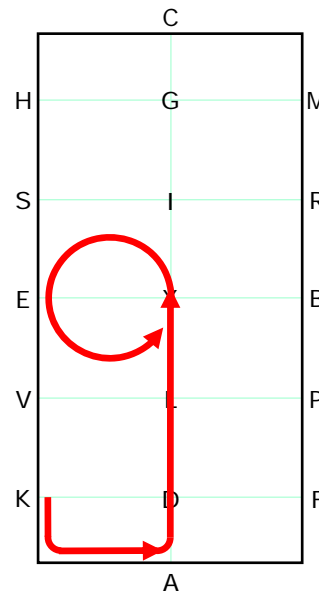
**1**



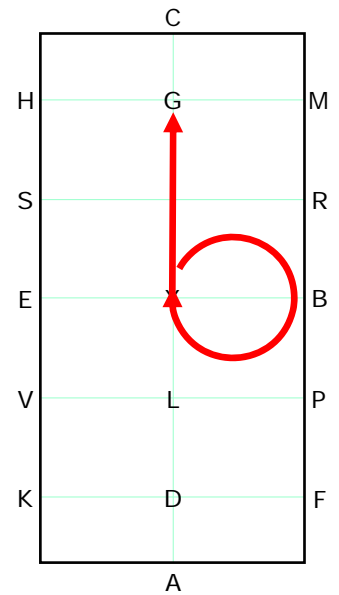
**2**



**3**



**4**



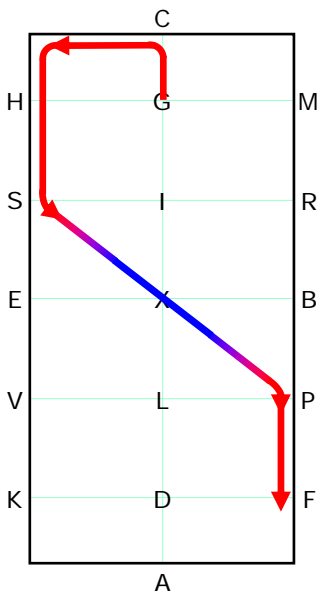
A Enter at working trot  
X Halt. Salute.  
XG Proceed at working trot

GCMR Working trot  
RXV Progressive transition to extended trot  
VK Working trot

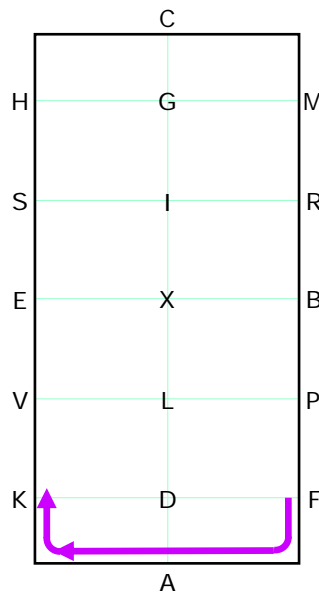
KADX Working trot  
X Circle left  
20m diameter

X Working trot  
Circle right  
20m diameter  
XIG Working trot

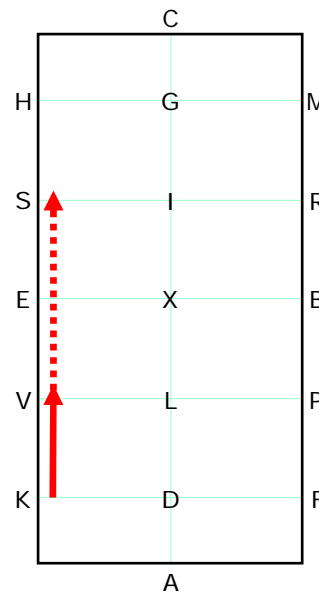
**5**



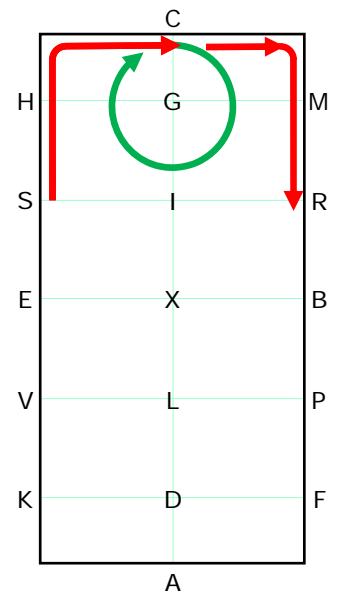
**6**



**7**



**8**



GCHS Working trot  
SXP Progressive transition to extended trot  
PF Working trot

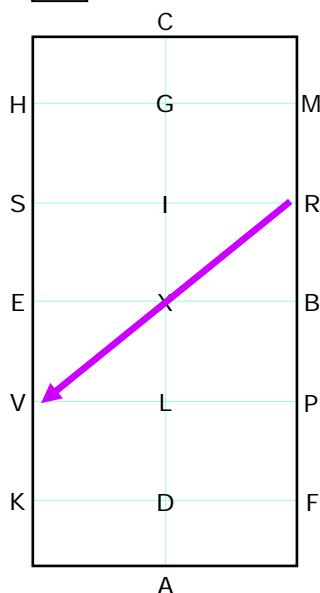
FAK Walk

KV Working trot  
VES Reins in one hand  
S Reins at will

SHC Working trot  
C 20m circle right collected trot  
CMR Working trot

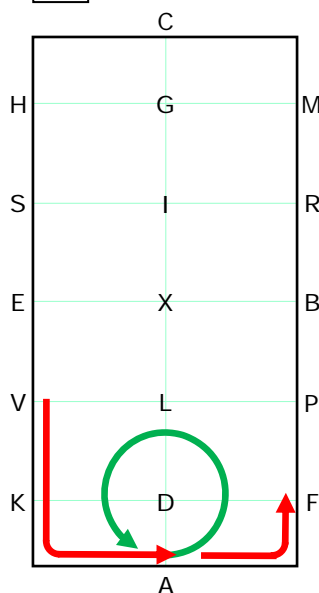


9



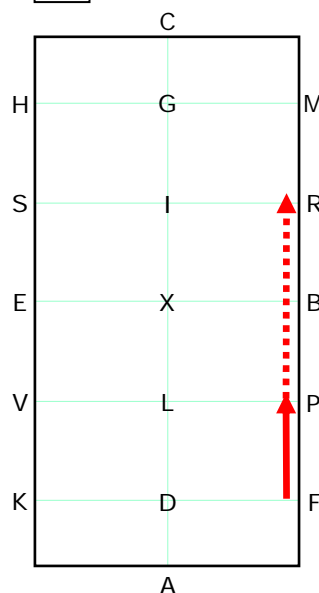
RXV Walk

10



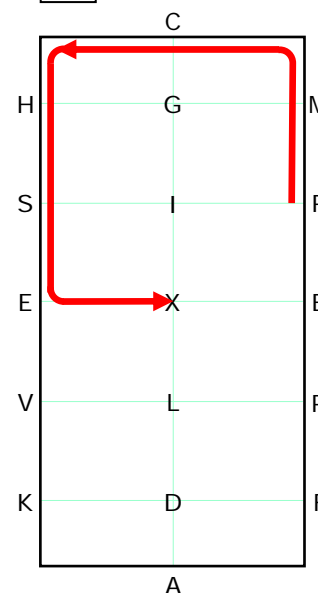
VKA Working trot  
A 20m circle left  
Collected trot  
AF Working trot

11



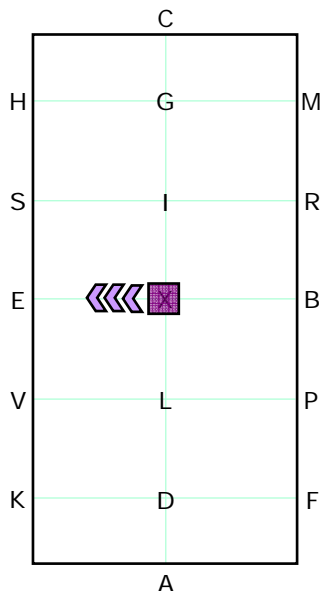
FP Working trot  
PBR Reins in one hand  
R Reins at will

12



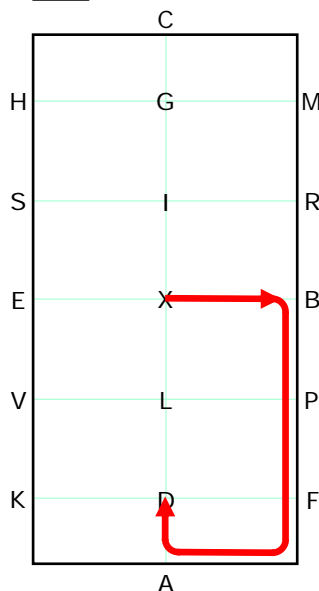
RMC Working trot  
HSEX

13



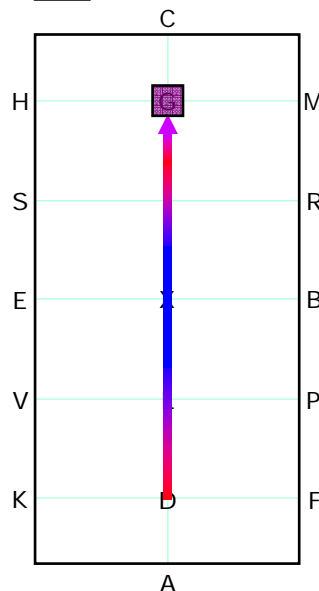
X Halt 8 seconds  
Rein back 4 steps

14



XBP Working trot  
FAD

15



DXG Progressive transition to extended trot  
G Progressive transition to halt. Salute.

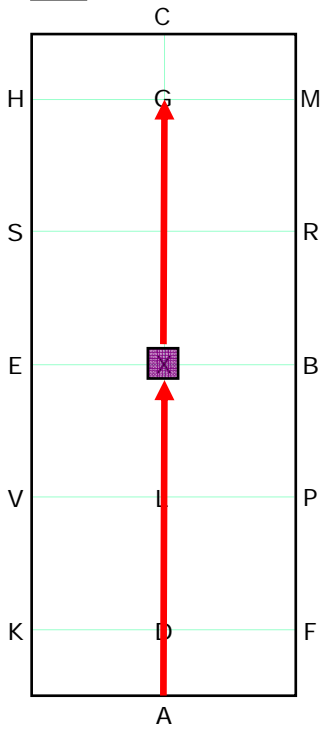
### COLOUR CODE

- WALK
- COLLECTED TROT
- WORKING TROT
- EXTENDED TROT
- ONE HANDED
- HALT
- REIN BACK



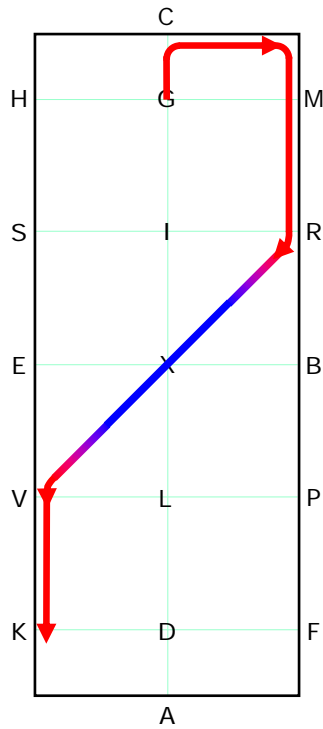


1



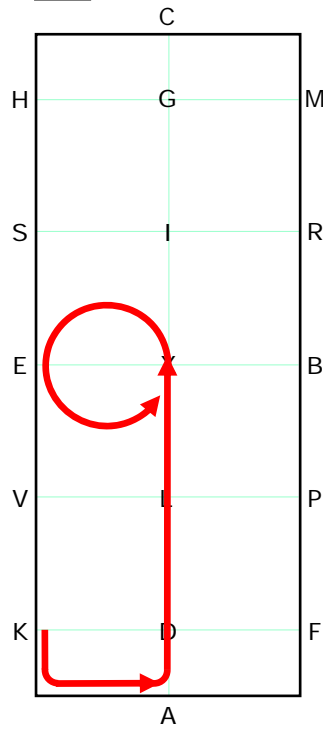
A Enter at working trot  
 X Halt. Salute.  
 Proceed at working trot  
 G

2



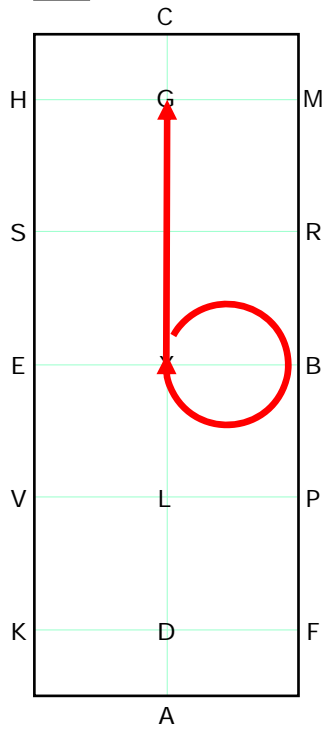
GCMR Working trot  
 RXV Progressive transition to extended trot  
 VK Working trot

3



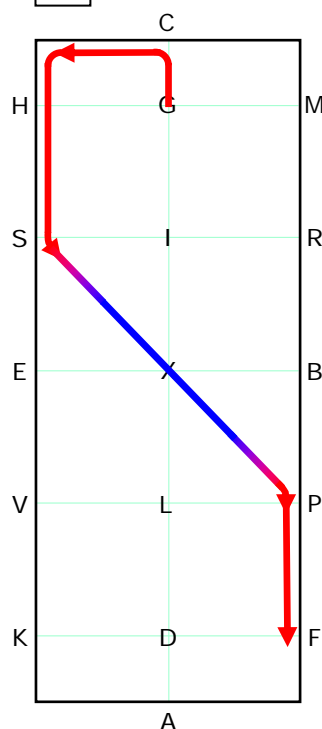
KADX Working trot  
 X Circle left 20m diameter

4



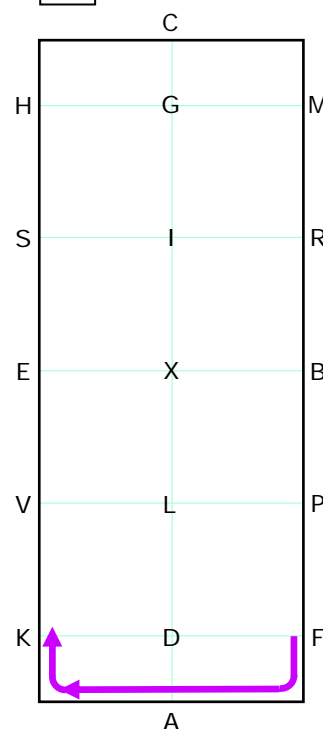
X Working trot  
 Circle right 20m diameter  
 XIG Working trot

5



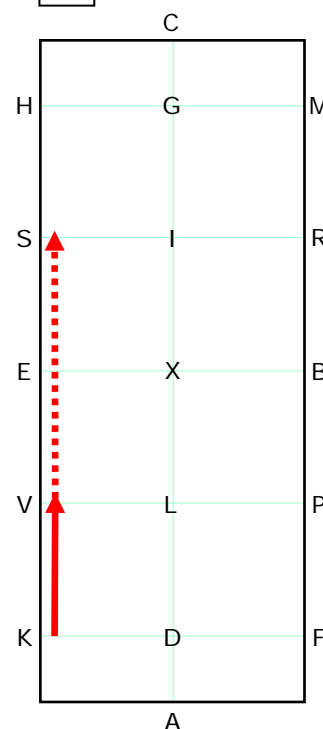
GCHS Working trot  
 SXP Progressive transition to extended trot  
 PF Working trot

6



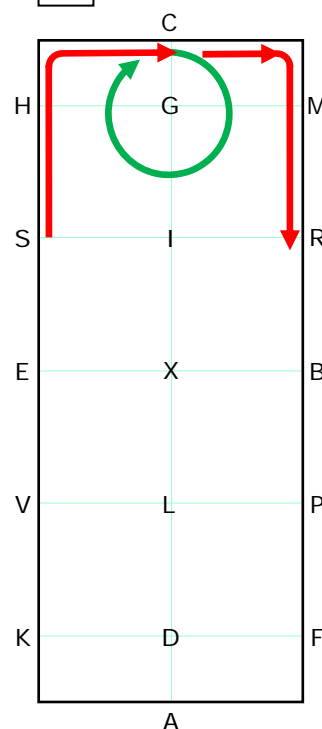
FAK Walk

7



KV Working trot  
 VES Reins in one hand  
 S Reins at will

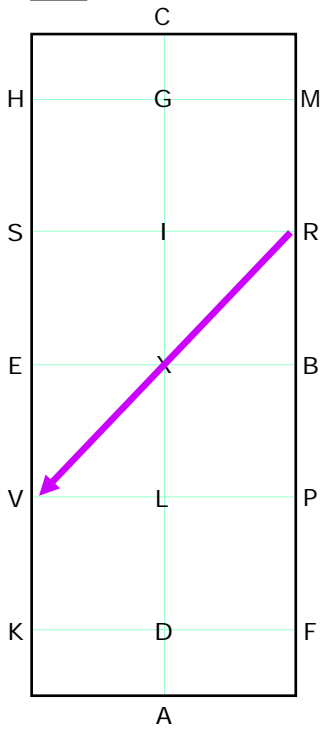
8



SHC Working trot  
 C 20m circle right collected trot  
 CMR Working trot

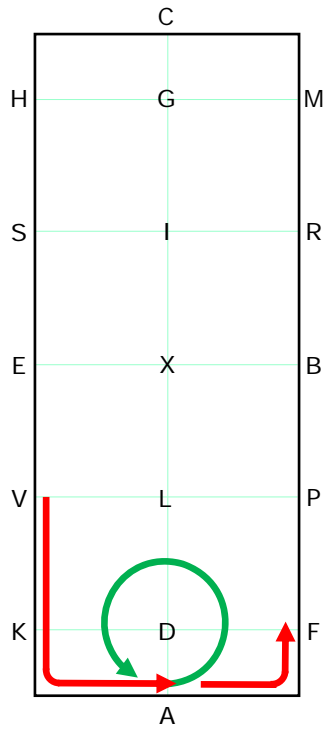


9



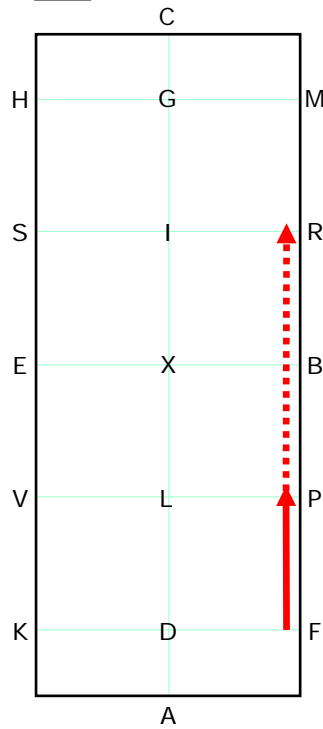
RXV Walk

10



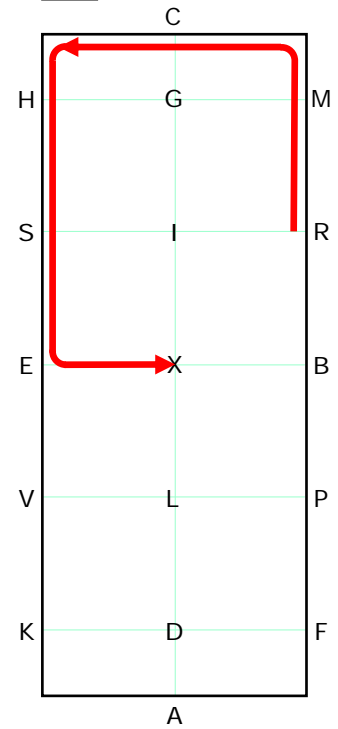
VKA Working trot  
A 20m circle left  
Collected trot  
AF Working trot

11



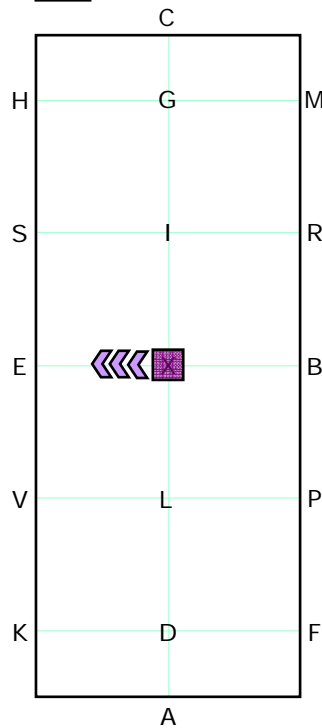
FP Working trot  
PBR Reins in one hand  
R Reins at will

12



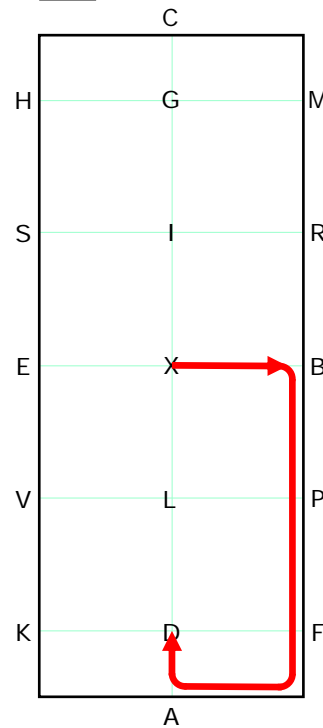
RMC Working trot  
HSEX Working trot

13



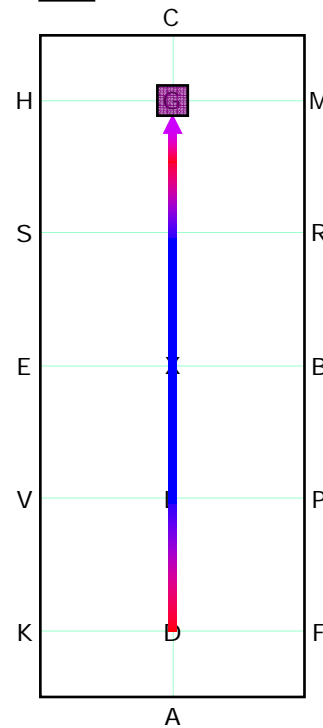
X Halt 8 seconds  
Rein back 4 steps

14



XBP Working trot  
FAD

15



DXG Progressive transition to extended trot  
G Progressive transition to halt.

**COLOUR CODE**

- WALK
- COLLECTED TROT
- WORKING TROT
- EXTENDED TROT
- ONE HANDED
- HALT
- REIN BACK